

Vi6132 / Vi6132J

32-Channel Active UTP Video Receiver Hub

Features

- Quality video over 6,000 feet (1,830 m) of unshielded twisted pair wires (UTP).
- NTSC, PAL and SECAM video formats
- Female BNC and terminal blocks or RJ-45 connectors
- 70 dB cross talk and noise immunity
- Built-in ground-loop immunity and surge protection
- A single distance adjustment for each video channel
- Compatible with qualified UTP cameras
- Includes 32 two-foot coax jumper cables
- Video present LED indicators for each channel
- Limited lifetime warranty



Applications

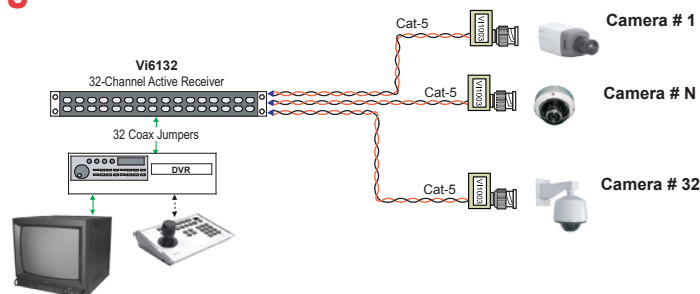
- Security and surveillance
- Structured cable environments
- Casinos and gaming
- Hospitals and airports
- Long distance alternative to fiber optic

The Vigitron Vi6132 is an advanced 32 port active receiver hub that receives high resolution color or black and white video over unshielded twisted pair Category 2-7, at distances up to 6,000 feet (1,830 m) when used with a Vigitron Vi6100VT active transmitter. It can receive video signals from any Vigitron passive transceiver for distances up to 3,000 feet (915 m).

The Vi6132 is a compact 1U 19" rack mountable unit. Each channel has a single distance adjustment, as well as an LED to indicate video presence. This receiver hub has built-in surge suppression to protect video equipment against damaging voltage spikes. Its integrated ground loop isolation prevents disturbing "hum-bars" common with long distance installations and its excellent crosstalk and noise immunity provides quality video up to the maximum distance. The Vi6132J provides RJ-45 ports for UTP connectivity to simplify VPD system installations.

The innovative design of the Vi6132 offers exceptional quality video and system flexibility making it ideal for a wide variety of applications that require multiple video channels, and offers a cost-effective alternative to expensive fiber optic solutions.

Application Diagram



The smart choice for quality video



www.vigitron.com

Technical Specification*

Electrical

Video Format	NTSC, PAL, SECAM
Frequency	20 Hz to 6 MHz
Coax	75 Ohm
Twisted Pair	100 Ohms +/- 20%, 24 AWG minimum up to 6,000 feet (1,830 m) unshielded Category 2-7
CMRR	70 dB
Video Present	32 Green LEDs, one per channel
Power	110 V AC / 300 mA, 240 V AC / 150 mA
Power Indicator	Red LEDs
Connectors	UTP inputs: Vi6132: Detachable terminal blocks Vi6132J: RJ-45 connectors Video outputs: A single BNC output for each input Power: AC power inlet
Transient Immunity	per ANSI/IEEE 587 C62.41

Environmental

Humidity	0 to 95%, non-condensing
Temperature	Operating: -10C to +50C Storage: -30C to +70C

Mechanical

Dimensions	1.7x17.0x8.0 inches, 4.3x43x20.3 cm (HxWxL)
Weight	3.5 Lb, 1600 g
Material	Aluminum sheet metal

Included Accessories

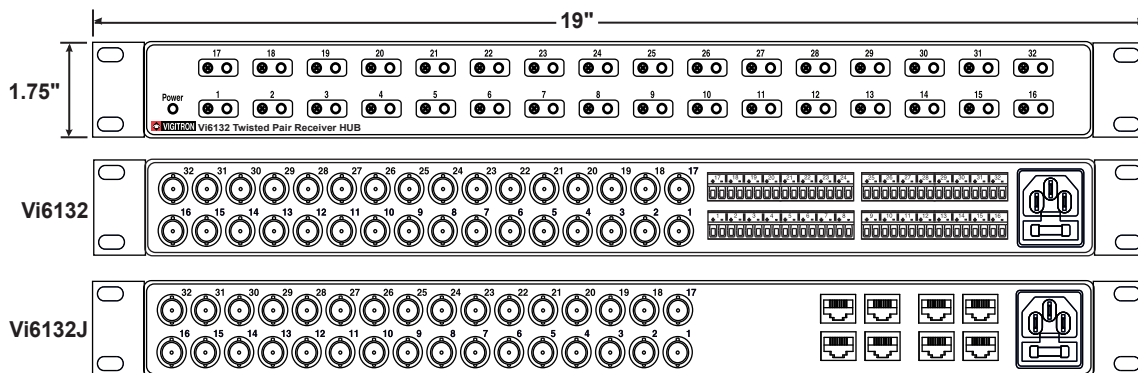
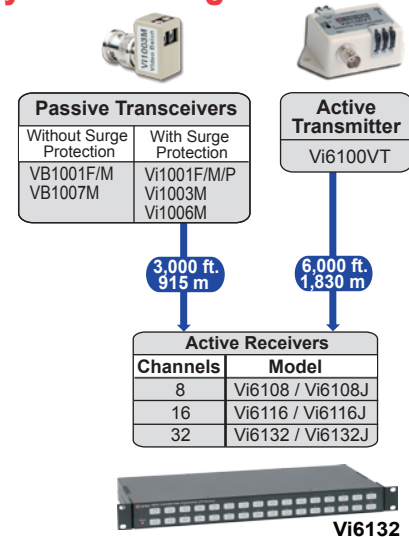
- Mounting brackets for front, rear, or wall installations
- Rubber feet for desk applications
- Thirty 2-foot (60cm) coax jumper cables
- Molded IEC 7-foot (200cm) power cord

*Specifications subject to change without notice.

Ordering Information

PART No.	Description
Vi6108	8-Ch Active Receiver hub
Vi6116	16-Ch Active Receiver hub
Vi6132	32-Ch Active Receiver hub
Vi6108J	8-Ch Active Receiver hub w/RJ-45
Vi6116J	16-Ch Active Receiver hub w/RJ-45
Vi6132J	32-Ch Active Receiver hub w/RJ-45

System Configuration



Wire and Cable Recommendations

The Vigitron products are designed to be used with unshielded twisted pair (UTP) wiring. The UTP wire must be 24AWG - 12AWG or Category 2 - 7 cable. Multi-pair cable with an overall shield is acceptable, however individually shielded pairs should be avoided. Multiple UTP video feeds can be operated in the same communication cable along with telephone, computer, control signals and low power voltages. While UTP video may be routed through punch-down block terminals, any resistive, capacitive or inductive devices (such as T-taps or MOV's) must not be used. Please contact Vigitron for more specific information regarding wire types and proper installation techniques.



TEL (+1) 858-484-5209 • FAX (+1) 858-484-1205

7810 Trade Street, Suite 100, San Diego, CA 92121, USA • support@vigitron.com • www.vigitron.com

© Copyright 2012 Vigitron, Inc.