



The MaxiCollector Vi30005 is a revolutionary five port 1G Powered PoE switch. The Vi30005 can accept PoE power from an external source and provide PoE to all four ports. This eliminates the need for local power supplies and outlets, and lowers installation costs.

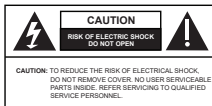
The Vi30005's plug-and-play eliminates the need for IP addressing. The four Ethernet port can be directly connected to any IP address and will pass that device's IP address. Network pre-programmed switching features include 802.1p QoS priority queuing, port based VLAN, MAC addressing up to 2K full and half duplex operation compliant to 802.3x standards and automatic address learning and aging.

The Vi30005 takes full advantage of high bandwidth maintaining 10/100/1000Mbps transmission with minimum transmission error and latency by employing full layer 2 network switching technology. The Vi30005 can be used to connect to multiple remote network devices such as Megapixel IP cameras, VoIP telephone systems, or wireless transmitters.

Using the Vi1120, 120 watt 57 volt power supply, and any MSA compliant fiber SFP, the Vi30005 can transmit four cameras over distance of 80Km while providing 30 watts per port and up to 60 watts for two port using the Vi0015 combining cable.

Important Safety Warning

- Read and keep these instructions.
- Heed all warnings.
- Follow all instructions.
- Do not use this apparatus near water.
- Clean only with a dry cloth.
- Install in accordance with the manufacturer's instructions.
- This installation should be made by a qualified service person and should conform to all local codes.
- DO NOT bundle UTP or Coax signals in the same conduit as high-voltage wiring.
- To reduce the risk of fire or electrical shock, do not expose these products to rain, moisture, dripping or splashing.
- No objects filled with liquids, such as vases, shall be placed on Vigatron equipment.
- DO NOT install the unit in a place where the operating ambient temperature exceeds 75°C or is below -40°C.
- Make sure that the external power supply output voltage is in the recommended range.
- Do not install near any heat sources such as radiators, heat registers, stoves or other apparatus (including DVRs) that produce heat.
- Protect the power cord from being walked on or pinched particularly at power source, convenience receptacles, and the point where they exit from the apparatus.
- Only use attachments/accessories specified by the manufacturer.
- Unplug this apparatus during lightning storms or when unused for long periods of time.
- Refer all servicing to qualified service personnel. Servicing is required when the apparatus has been damaged in any way, such as when a power supply cord or plug is damaged, liquid has been spilled, objects have fallen inside the apparatus, the apparatus has been exposed to rain or moisture, does not operate normally, or has been dropped.
- The main plug is used as the disconnect device and shall remain readily operable.



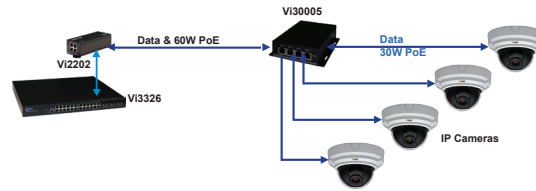
WARNING! - To reduce the risk of fire or electric shock, do not expose this apparatus to rain or moisture. This apparatus shall not be exposed to dripping or splashing and no objects filled with liquids, such as vases shall be placed on the apparatus.

WARNING! - This apparatus is a Class I product. This product must be connected to a mains socket outlet thru an AC to DC Power supply.

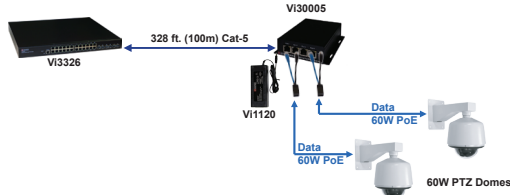
WARNING! - The mains plug is used as the disconnect device and shall remain readily operable.

Application Drawing

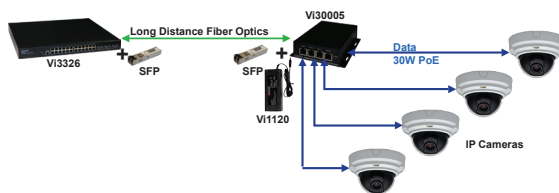
Vi30005 powered by 60W PoE Application:



60W PoE Output w/ Local Power Supply Application:



Fiber Optics w/ Local Power Supply and 30W PoE output Application:



IP Camera-end Installation

UTP Uplink w/ Remote PoE:

- Connect the network cable coming from the PoE switch or PoE midspan to the fifth Ethernet port at rear of Vi30005.
- Plug in the IP/PoE devices to the four ports on the Vi30005's front panel.
- Set 30W/60W based on the type of the remote PoE source

PoE Power is allocated based on the required port power up to 37W starting with Port 1 having the highest priority. Once the total sum of the PoE power is allocated no more power will be available to remaining ports.

UTP Uplink w/ Local Power Supply:

- Connect the network cable coming from the PoE switch or PoE midspan to the fifth Ethernet port at rear of Vi30005.
- Plug in the IP/PoE devices to the four ports on the Vi30005's front panel.
- Connect the approved local power supply to the power connector of Vi30005.

Fiber SFP Uplink:

Note: The SFP (small format pluggables) must be the same types at both ends of the fiber cable and must match the fiber cable requirements.

- Plug in the SFP to the SFP socket of Vi30005.
- Connect the fiber cable to the SFP.
- Connect the Vi1120 power supply to the Vi30005 power connector.

Individual ports will be able to provide up to 37W. If more power needed for approved IP devices use the Vi0015 combination cable to combine two ports. Starting with ports 1 and 2, connect the IP device to the Ethernet port of the Vi0015 cable.

PoE Switch/PoE Midspan end Installation

UTP link:

- Connect the network cable coming from the Vi30005 Uplink port to one of the Ethernet ports of the PoE switch or PoE Midspan.

Fiber SFP Link:

- Connect the fiber cable to the SFP port of the network switch.
- The SFP must be the same types at both ends of the fiber cable and must match the fiber cable requirements.

Technical Specifications*

Electrical

Ethernet Interface	Standard 10/100/1000BaseT
Fiber Optics	1G, SFP socket, depends on the SFP & fiber type
Power Supply	48-57VDC @ 2A min. for 802.3 at 30W / port
Connectors	Ethernet Interface: 5 x RJ-45 Connector Fiber Optics: SFP Socket
	Power: Round 2.5mm cpower onnector
RFC	2544 TCP/IP Packet Transmission
Compatible with	IEEE 802.3af PoE, IEEE 802.3at PoE
RFC	768 UDP, 2068 HTTP, 793 TCP 791 IP, 1783 TFTP, 894 IP over Ethernet

Environmental

Humidity	0 to 95%, non-condensing
Temperature	Operating: -40°C to +75°C Storage: -40°C to +85°C

Mechanical

Dimensions	1.2x3.75x5.1 in., 3.0x9.53x13 cm (HxWxL)
Weight	0.70 lb (317.5 g)
Material	Aluminum

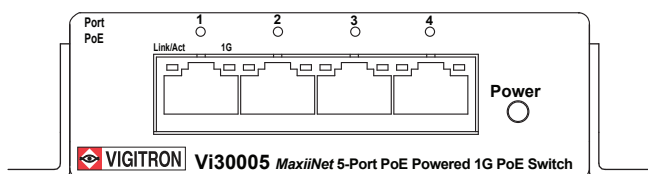
Accessories

56VDC, 120W External power supply (optional)

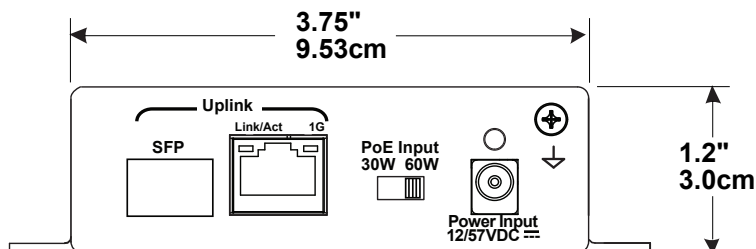
*Specifications subject to change without notice.



Drawings

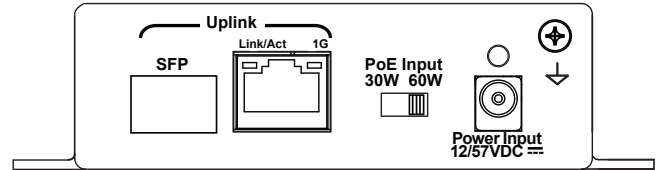
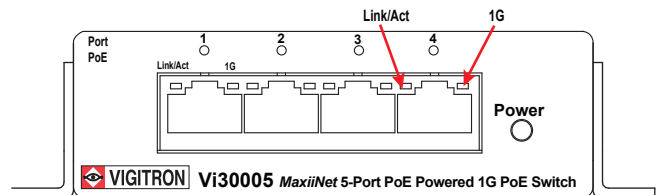


Front View



Rear View

Status LEDs



LED Name	Color	Status	Function
Power	GREEN	OFF	Power is OFF
		ON	Power is ON
PoE	GREEN	OFF	PoE is OFF
		ON	PoE is ON
Link/Activity	GREEN	OFF	No connection
		ON / FLASHING	Connection is OK, Traffic
		ON	10/100
1G	ORANGE	OFF	10/100
		ON	1G

Ordering Information

Part No.	Description
Vi30005	5-Port PoE Powered PoE Switch
Vi00850MM	850nm MM SFP (multi-mode)
Vi01310MM	1310nm MM SFP (multi-mode)
Vi01310SM	1310SM SFP (single-mode)
Vi1120	56VDC, 120W Power Supply

Limited Lifetime Warranty

VigitrON, Inc. warrants that all VigitrON products ("Product"), if used in accordance with these instructions, will be free of defects in material and workmanship for lifetime defined as the duration period of time until product end of life is announcement. After which VigitrON will continue to provide warranty services for a period of 3 years. Period covering valid warranty will be determined by proof of purchase in the form of an invoice from an authorized VigitrON dealer.

Warranty will only be provided for as long as the original end user purchaser owns the product. Warranty is not transferrable. At VigitrON's option, defective product will be repaired, replaced or substituted with a product of equal value. This warranty does not apply if, in the judgment of VigitrON, Inc., the Product fails due to damage from shipment, handling, storage, accident, abuse or misuse, or if it has been used or maintained not conforming to Product manual instructions, has been modified, or serial number removed or defaced. Repair by anyone other than VigitrON, Inc. or an approved agent will void this warranty. VigitrON, Inc. shall not under any circumstances be liable to any person for any incidental, indirect or consequential damages, including damages resulting from use or malfunction of the product, loss of profits or revenues or costs of replacement goods. The maximum liability of VigitrON, Inc. under this warranty is limited to the original purchase price of the Product only.

Prior to returning any defective Product, the end customer or the reseller from whom the end customer originally purchased the Product must obtain a Return Materials Authorization (RMA) number from VigitrON, Inc. All defective Products should be returned to VigitrON, Inc. with shipping charges prepaid. No collect shipments will be accepted.

