



Vigtron's MaxiiNet™ Vi3205 fixed managed 5-port PoE switch brings new performance standards to the growing need for high speed transmission of high speed Ethernet and PoE. The Vi3205 is powered by Vi1120 120W power supply and can provide up to 37W to each of its 4 standard Ethernet ports.

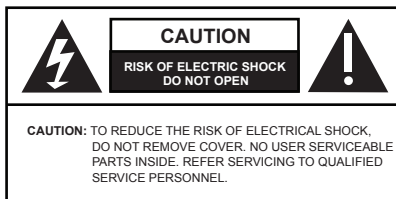
The Vi3205's uplink can operate on coax at extended distances up to 3,000 feet. When using Coax uplink it can receive PoE power from the headend to power itself eliminating the need for a local power source.

With an operating temperature range of -30°C to 75°C, the Vi3205 is the perfect solution for data and power transmission for applications such as warehouses, parking lots, campuses, casinos. The Vi3205 is MegaPixel Certified (MPC™), type tested to network packet performance standards to assure you an error free and quality operation. Fixed managed L2 functions includes 802.1p QoS, support of 2k MAC addressing, learning, aging, and a non-blocking switch fabric.

The built-in PSE provides 802.3af/at up to 37W per port while providing all safety features of standard PoE. Installation cost savings, proven performance, and major camera manufacturer compatibility all go into making Vigatron's MaxiiNet™ Vi3205 an ideal solution for IP video and PoE transmission.

Important Safety Warning

- Read and keep these instructions.
- Heed all warnings.
- Follow all instructions.
- Do not use this apparatus near water.
- Clean only with a dry cloth.
- Install in accordance with the manufacturer's instructions.
- This installation should be made by a qualified service person and should conform to all local codes.
- DO NOT bundle UTP or Coax signals in the same conduit as high-voltage wiring.
- To reduce the risk of fire or electrical shock, do not expose these products to rain, moisture, dripping or splashing.
- No objects filled with liquids, such as vases, shall be placed on Vigatron equipment.
- DO NOT install the unit in a place where the operating ambient temperature exceeds 70°C or is below - 10°C.
- Make sure that the external power supply output voltage is in the recommended range.
- Do not install near any heat sources such as radiators, heat registers, stoves or other apparatus that produce heat.
- Protect the power cord from being walked on or pinched particularly at power source, convenience receptacles, and the point where they exit from the apparatus.
- Only use attachments/accessories specified by the manufacturer.
- Unplug this apparatus during lightning storms or when unused for long periods of time.
- Refer all servicing to qualified service personnel. Servicing is required when the apparatus has been damaged in any way, such as when a power supply cord or plug is damaged, liquid has been spilled, objects have fallen inside the apparatus, the apparatus has been exposed to rain or moisture, does not operate normally, or has been dropped.
- The main plug is used as the disconnect device and shall remain readily operable.

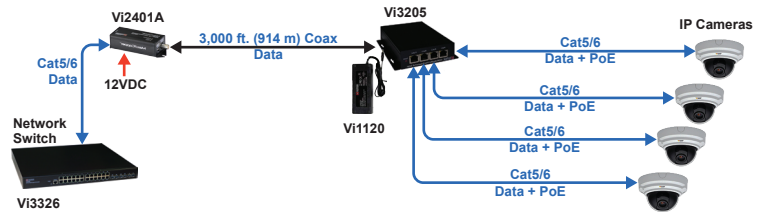


WARNING! - To reduce the risk of fire or electric shock, do not expose this apparatus to rain or moisture. This apparatus shall not be exposed to dripping or splashing and no objects filled with liquids, such as vases shall be placed on the apparatus.

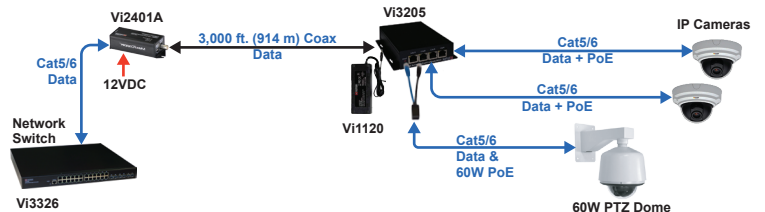
WARNING! - This apparatus is a Class I product. This product must be connected to a mains socket outlet thru an AC to DC Power supply.

WARNING! - The mains plug is used as the disconnect device and shall remain readily operable.

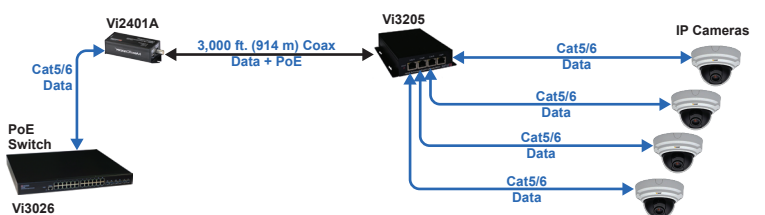
Application Drawings



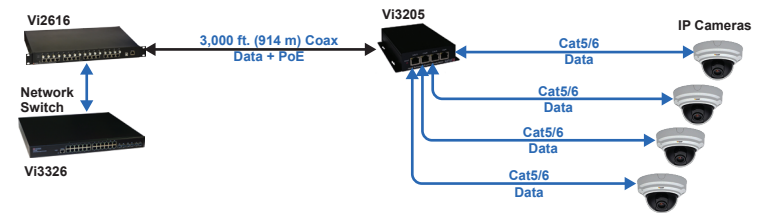
The Vi3205 can receive data over extended distance Coax up to 3,000 ft. and power 4 PoE cameras using local power supplies.



The Vi3205 can receive data over extended distance Coax up to 3,000 ft. and power 60W PoE cameras using the Vi0015 combiner cable and a local power supply.



The Vi3205 can receive data and PoE power for powering itself over extended distance Coax up to 3,000 ft.. The cameras use local power supplies.



The Vi3205 can receive data and PoE power for powering itself over extended distance Coax up to 3,000 ft.. The cameras use local power supplies.

Ethernet Switch/NVR-end Installation

Use a Vi24xxA series extender to connect extended Coax to the network switch. The Remote/Local switch should be set to Local.

Extended Coax connection:

- Connect one end of the extended Coax cable to the BNC connector of a Vi24xxA series extender.

Standard Ethernet connection:

- Connect the RJ45 connector of the Ethernet switch to the 10/100BaseT Ethernet port of Vi24xxA using a standard Cat5/6 cable of maximum 328 feet (100 m).

Power Supply:

- Connect the 12V power supply to the power connector of the Vi24xxA. When using Vi2401A and have PoE available it will use PoE if external power supply is not connected.

IP Camera-end Installation

Coax Uplink Connection:

- Connect one end of the extended Coax cable to the Coax connector of Vi3205.

Standard Ethernet Ports:

- Connect a standard Cat5, or better, UTP cable of maximum 328 feet (100m) to one of the Ethernet ports. The ports will automatically configure as 10 or 100BaseT depending on the connected camera.

Power Supply:

-Connect a power supply to the power input of Vi3205. If there is no need for providing PoE on 4 ports a 12VDC power supply such as Vi0012 will be sufficient. If PoE is required at the ports you need to use a 48-57VDC power supply such as Vi1120 that can provide maximum PoE capacity on all 4 ports.

Technical Specifications*

Electrical

Ethernet Interface	Standard 10/100BaseT
UTP	100 Ohm +/- 20%, 328 ft. (100m) for 10/100Mbps
Coax Uplink	75 Ohm RG59 or better
Power Source	PoE: 802.3af (15.4W), 802.3at (30W) Optional: Vi1120, 120W 57V External Power Supply
Status LEDs	Power: Power On Standard Ethernet: Traffic, Link PoE: PoE Present
Connectors	Ethernet Interface: 4 x RG59u Coax Connector Power: Pluggable Terminal Block Extended Ethernet Interface: RJ45 Connector
RFC	2544 TCP/IP Packet Transmission
RFC	768 UDP, 2068 HTTP, 793 TCP 791 IP, 1783 TFTP, 894 IP over Ethernet
PoE Compatibility	IEEE 802.3af, IEEE 802.3at, 60W High Power PoE

Regulatory

Safety	CE
Environmental	RoHS, WEEE
Emissions	EN5502:2006+A1:2007 EN 61000-3-2:2006+A1:2009+A2:2009 EN 55024: 1998+A1:2001+A2:2003

Environmental

Humidity	0 to 95%, non-condensing
Temperature	Operating: -30°C to +75°C Storage: -40°C to +85°C

Mechanical

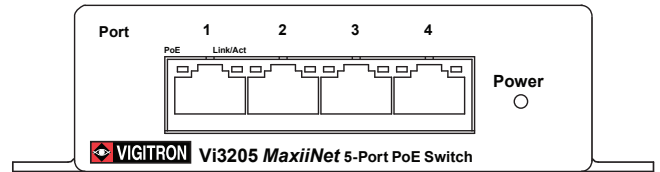
Dimensions	1.2x3.75x4.97 in., 3.0x9.5x12.6 cm (HxWxL)
Weight	0.64 lb (290 g)
Housing	Aluminum

Optional Accessories

Vi1120:	57VDC, 120W Power Supply
Vi0017:	48VDC, 40W Power Supply
Vi0012:	12VDC, 12W Power Supply for non-PoE Applications
Vi0015:	Combiner Cable for 60W High Power PoE (up to 74W)

*Specifications subject to change without notice.

Status LEDs



LED Name	Color	Status	Function
Power	GREEN	OFF	Power is OFF
		ON	Power is ON
Activity (Extended Side)	YELLOW	OFF	No Traffic
		FLASHING	Traffic
10/100 BaseT (Extended Side)	GREEN	ON	Connection is OK, 10BaseT Mode
		ON	Connection is OK, 100BaseT Mode
Link/Act (Standard Side)	YELLOW	OFF	No connection
		FLASHING	Connection is OK with Traffic
PoE	GREEN	ON	PoE power is ON
		OFF	PoE power is OFF

Ordering Information

Part No. Description

Vi3205	5-Port Layer 2 PoE Switch
Vi1120	120W, 57VDC Power Supply
Vi0017	40W 48VDC Power Supply
Vi0012	12W 12VDC Power Supply for non-PoE Applications
Vi0015	Combiner Cable for 74W PoE
Vi2401A	1-Port Coax Ethernet Extender
Vi2404A	4-Port Coax Ethernet Extender
Vi2408A	8-Port Coax Ethernet Extender
Vi2416A	16-Port Coax Ethernet Extender
Vi2608	8-Port Coax Ethernet Extender & PoE Midspan
Vi2616	16-Port Coax Ethernet Extender & PoE Midspan

Limited Lifetime Warranty

Vigtron, Inc. warrants that all Vigtron products ("Product"), if used in accordance with these instructions, will be free of defects in material and workmanship for lifetime defined as the duration period of time until product end of life is announced. After which Vigtron will continue to provide warranty services for a period of 3 years. Period covering valid warranty will be determined by proof of purchase in the form of an invoice from an authorized Vigtron dealer.

Warranty will only be provided for as long as the original end user purchaser owns the product. Warranty is not transferrable. At Vigtron's option, defective product will be repaired, replaced or substituted with a product of equal value. This warranty does not apply if, in the judgment of Vigtron, Inc., the Product fails due to damage from shipment, handling, storage, accident, abuse or misuse, or if it has been used or maintained not conforming to Product manual instructions, has been modified, or serial number removed or defaced. Repair by anyone other than Vigtron, Inc. or an approved agent will void this warranty. Vigtron, Inc. shall not under any circumstances be liable to any person for any incidental, indirect or consequential damages, including damages resulting from use or malfunction of the product, loss of profits or revenues or costs of replacement goods. The maximum liability of Vigtron, Inc. under this warranty is limited to the original purchase price of the Product only.

Prior to returning any defective Product, the end customer or the reseller from whom the end customer originally purchased the Product must obtain a Return Materials Authorization (RMA) number from Vigtron, Inc. All defective Products should be returned to Vigtron, Inc. with shipping charges prepaid. No collect shipments will be accepted.



Drawings

